

TRADITIONAL WOKS



WF-2C2B

As well as the Waterless models, our traditional range of water-cooled woks are still available, offering the same outstanding quality and value that has become expected of Luus.

Standard Features:

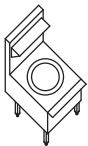
The Luus Traditional Wok range comes standard with a water-cooling system and powerful chimney jet, duckbill, or dual ring burners.

- Chimney Burners powered by 24 jets at 110mj/hr (120mj/hr LPG)
- Duckbill Burners - 18 jets at 99mj/hr (87mj/hr LPG)
- Dual Ring Burners - 54mj/hr (56mj/hr LPG)
- Flame Failure & Pilot standard with Chimney, Duckbill and Ring Burners (FFD available as an optional extra on open burners for WF-2C2B)
- Heavy duty, cast-iron enamelled rings with double-flanged seal ensuring a completely watertight unit
- Rear flue system that allows majority of excess combustion to escape through rear splashback and away from user
- Water-cooled shelf to prevent condiments from drying out; and complete top to bottom water cooling system ensuring unit longevity
- Front gutter design for easier cleaning and maintenance
- 25mm thick insulation panel protects user and wok controls from heat
- Sturdy steel frame construction for longer lasting durability
- Modular design to suit multiple units of woks for a uniform kitchen
- 15 month parts & labour 'Platinum Warranty'

Optional Extras:

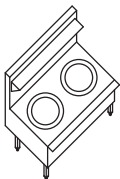
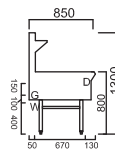
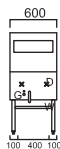
- Side shields
- Clip on shelves
- Flame Failure & Pilot for open burners (WF-2C2B only)
- Joining strips and caps for multiple units
- Noodle Bar Kit – for noodle takeaway set ups
- Available in Natural Gas and LPG

Specifications



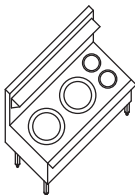
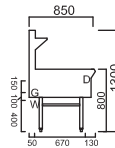
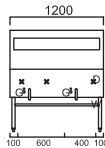
WF-1C 1 chimney burner

Dimensions 600x850x1300high
Water connection (W) 1/2" copper
Drain connection (D) 2" BSP male
Gas connection (G) 3/4" BSP male
Gas output 110mj/hr Nat, 120mj/hr LPG



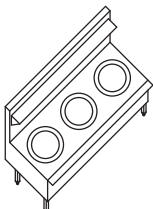
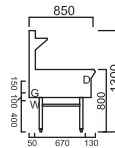
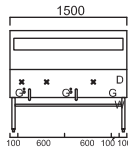
WF-2C 2 chimney burners

Dimensions 1200x850x1300high
Water connection (W) 1/2" copper
Drain connection (D) 2" BSP male
Gas connection (G) 3/4" BSP male
Gas output 220mj/hr Nat, 240mj/hr LPG



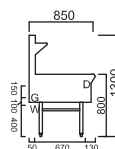
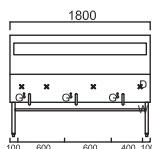
WF-2C2B 2 chimney, 2 open burners

Dimensions 1500x850x1300high
Water connection (W) 1/2" copper
Drain connection (D) 2" BSP male
Gas connection (G) 3/4" BSP male
Gas output 260mj/hr Nat, 286mj/hr LPG



WF-3C 3 chimney burners

Dimensions 1800x850x1300high
Water connection (W) 1/2" copper
Drain connection (D) 2" BSP male
Gas connection (G) 3/4" BSP male
Gas output 330mj/hr Nat, 360mj/hr LPG



Water Cooling System



110mj Chimney Jet Burners

Customised wok models (sizes, duckbill burners, dual ring burners) available on request. Check with your local council if water cooled woks can be used within your area.